

Identification of Confined Spaces

Identify and label all confined spaces



Maintain a register of all identified confined spaces at your workplace and label them with prominent signs to prevent unauthorised access.

1



Identification of Confined Spaces

Inform and train employees



2

Inform employees of all confined spaces in the workplace and ensure they are trained on the hazards and conduct risk assessments prior to working in confined spaces.



Control Measures – Pre-entry

Do not enter confined spaces



DO NOT enter or put your head into a confined space unless authorised.

3



Control Measures – Pre-entry

Prevent unauthorised entry



4

Prevent unauthorised workers from entering confined spaces by placing barriers and warning signs and post endorsed entry permits at the entrances of confined spaces.



Control Measures – Pre-entry

Log out and tag out



Lock out and tag out hazardous equipment in a confined space.

5



Control Measures – Pre-entry

Test for hazards



6

Test for atmospheric hazards in the following order: oxygen, flammable gases and toxic or corrosive gases and permit employees to observe testing.



Control Measures – Pre-entry

Identify proper equipment



Supervisors have to identify proper equipment and tools and train workers on the proper usage before starting confined space work..

7



Control measures – During work

Carry a personal gas detector



8

At least one worker must carry a personal gas detector when working in confined spaces.



Control measures – During work

Communication



Communication between workers and confined space attendants must be maintained at all times.

9



Control measures – During work

Prevent unauthorised entry



10



Prevent unauthorised workers from entering or working in confined spaces.

Control measures – During work

Ensure adequate ventilation



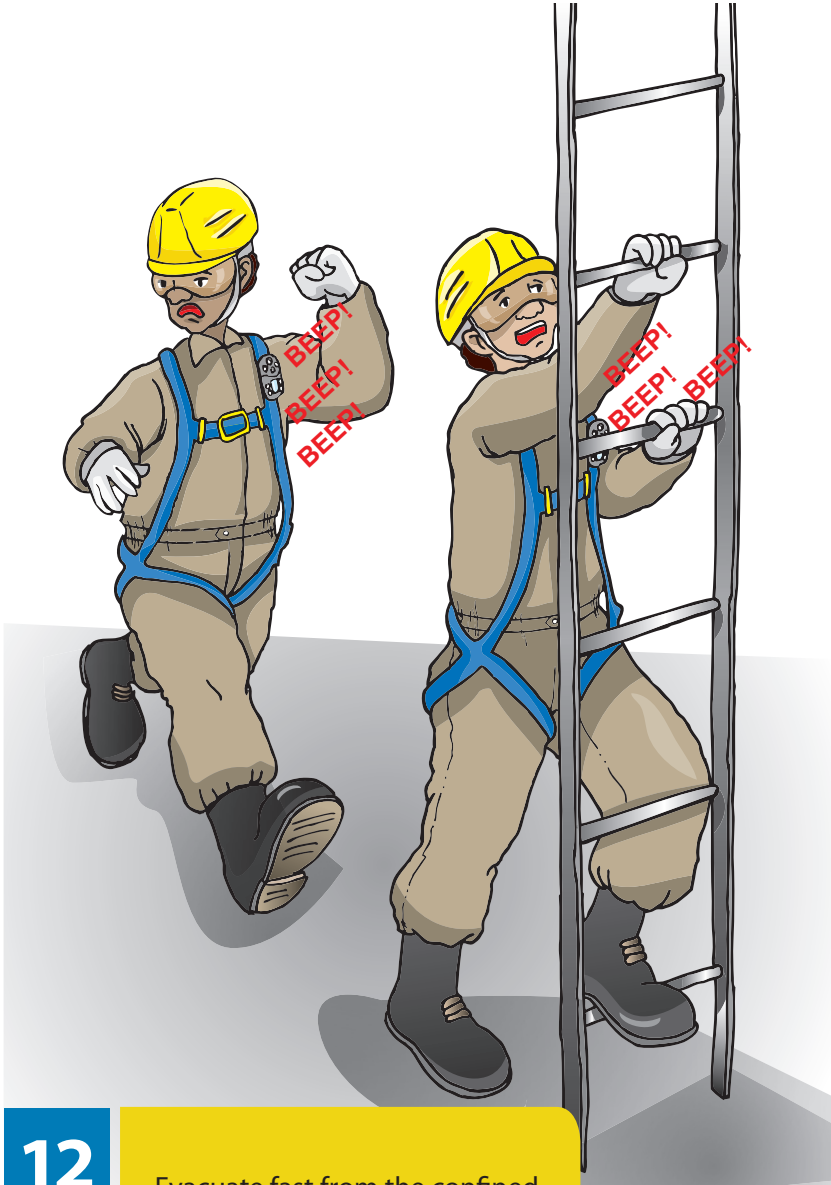
Ensure that there is adequate ventilation during work in confined spaces.

11



Emergency Response and Rescue

Evacuate fast




12

Evacuate fast from the confined space if the portable gas detector alarm goes off.



Emergency Response and Rescue

Do not attempt rescues on your own

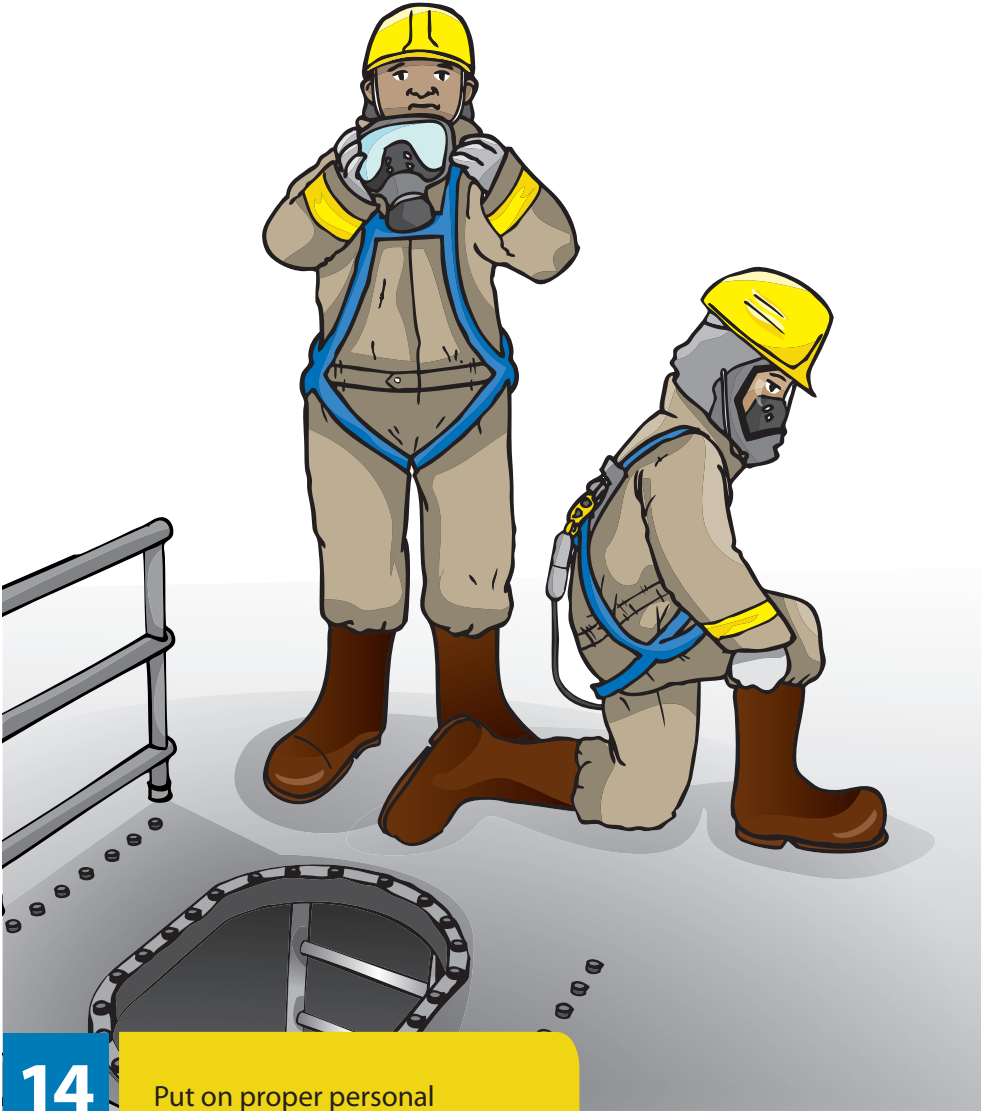


DO NOT enter the confined space to rescue coworkers on your own. Instead inform the emergency response team immediately and wait for help.

13



Wear personal protective equipment



14

Put on proper personal protective equipment before conducting any rescue in confined spaces.

